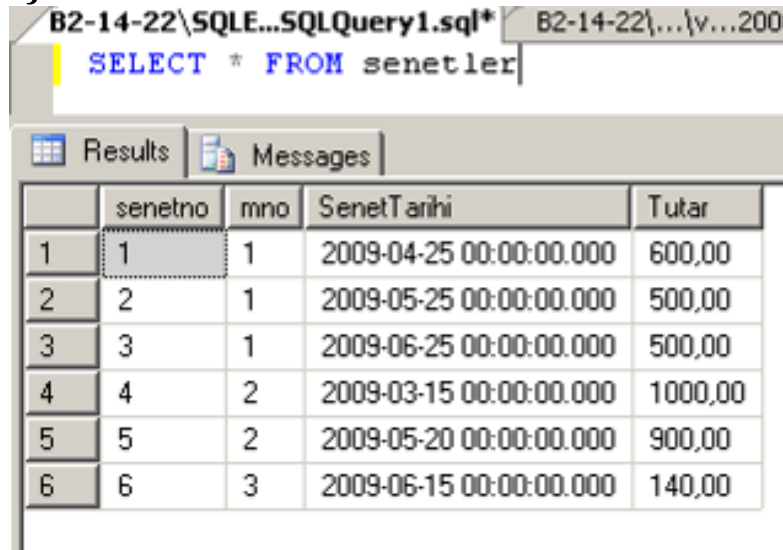


# KULLANICI TANIMLI FONKSİYONLAR

Bir uygulama:

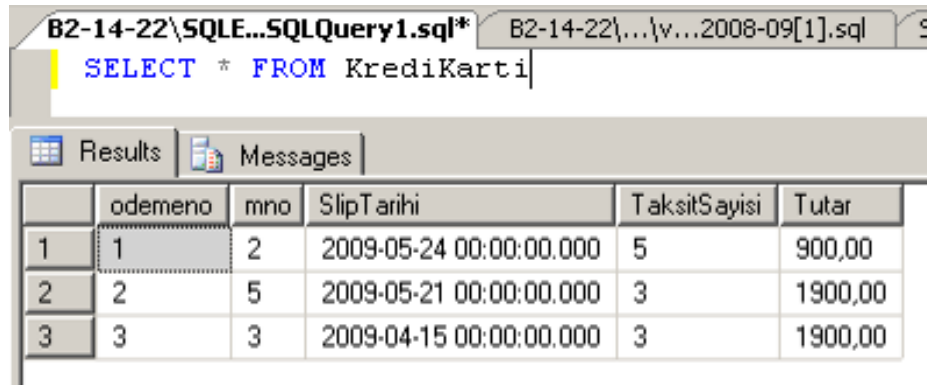
Senetler ve KrediKarti tablolarından bilgi alan ve herhangi bir müşterinin taksitlerini listeleyen kullanıcı tanımlı bir fonksiyon oluşturunuz. Listede müşteri adı ve soyadı bulunsun.

Çözüm:



```
SELECT * FROM senetler
```

	senetno	mno	SenetTarihi	Tutar
1	1	1	2009-04-25 00:00:00.000	600,00
2	2	1	2009-05-25 00:00:00.000	500,00
3	3	1	2009-06-25 00:00:00.000	500,00
4	4	2	2009-03-15 00:00:00.000	1000,00
5	5	2	2009-05-20 00:00:00.000	900,00
6	6	3	2009-06-15 00:00:00.000	140,00



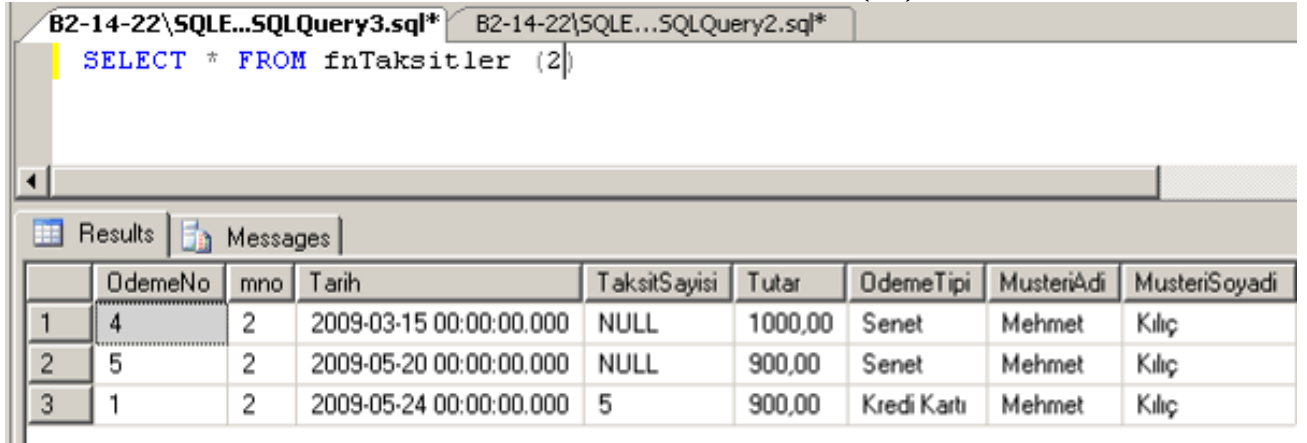
```
SELECT * FROM KrediKarti
```

	odemenno	mno	SlipTarihi	TaksitSayisi	Tutar
1	1	2	2009-05-24 00:00:00.000	5	900,00
2	2	5	2009-05-21 00:00:00.000	3	1900,00
3	3	3	2009-04-15 00:00:00.000	3	1900,00

```
CREATE FUNCTION fnTaksitler (@mno
int)
RETURNS @deger TABLE (OdemeNo
int, mno int, Tarih datetime, TaksitSayisi
tinyint, Tutar Money, OdemeTipi
varchar(15), MusteriAdi varchar(20),
MusteriSoyadi varchar(20) )
AS
BEGIN
    insert into @deger SELECT s.SenetNo,
s.mno, s.SenetTarihi, null, s.Tutar, 'Senet',
m.Adi, m.Soyadi FROM senetler s inner
join musteriler m on s.mno=m.mno where
m.mno=@mno
    insert into @deger SELECT
k.odemeno, k.mno, k.SlipTarihi,
k.TaksitSayisi, k.Tutar, 'Kredi Kartı',
m.Adi, m.Soyadi From kredikarti k inner
join musteriler m on k.mno=m.mno WHERE
m.mno=@mno
    RETURN
END
```

-- 2 nolu müşterinin taksitleri

SELECT \* FROM fnTaksitler(2)

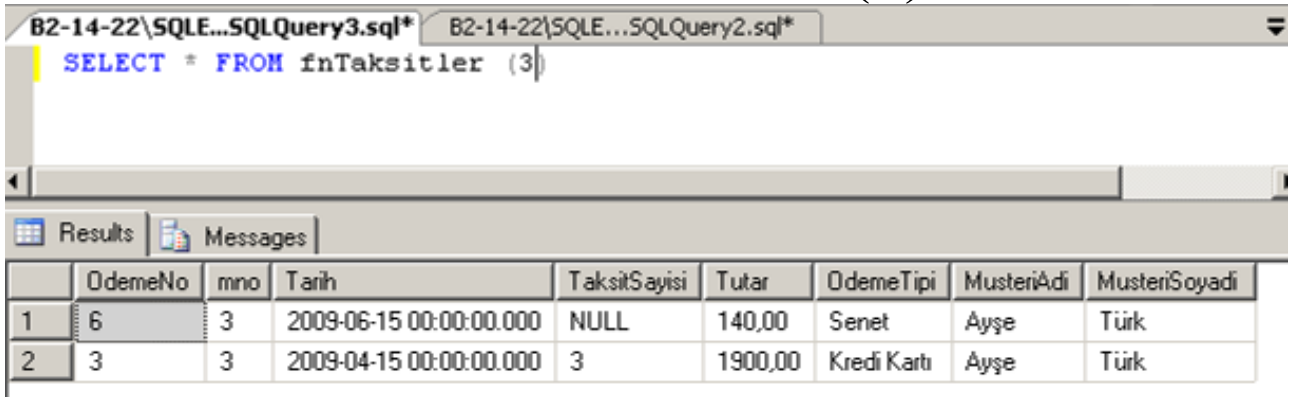


The screenshot shows a SQL Server Enterprise Manager window with a query editor and a results grid. The query editor contains the text: `SELECT * FROM fnTaksitler (2)`. The results grid displays the following data:

	OdemeNo	mno	Tarih	TaksitSayisi	Tutar	OdemeTipi	MusteriAdi	MusteriSoyadi
1	4	2	2009-03-15 00:00:00.000	NULL	1000,00	Senet	Mehmet	Kılıç
2	5	2	2009-05-20 00:00:00.000	NULL	900,00	Senet	Mehmet	Kılıç
3	1	2	2009-05-24 00:00:00.000	5	900,00	Kredi Kartı	Mehmet	Kılıç

--3 nolu müşterinin taksitleri

SELECT \* FROM fnTaksitler(3)



The screenshot shows a SQL Server Enterprise Manager window with a query editor and a results grid. The query editor contains the text: `SELECT * FROM fnTaksitler (3)`. The results grid displays the following data:

	OdemeNo	mno	Tarih	TaksitSayisi	Tutar	OdemeTipi	MusteriAdi	MusteriSoyadi
1	6	3	2009-06-15 00:00:00.000	NULL	140,00	Senet	Ayşe	Türk
2	3	3	2009-04-15 00:00:00.000	3	1900,00	Kredi Kartı	Ayşe	Türk

Uygulama:

<http://uygulama.kilicaslan.nom.tr>